

Power Modules



- ▶ **Power Modules MOS**
- ▶ **Power Modules BIPOLAR**

◀ **Preceding Page**

Power Modules MOS




- ▶ **Guidance**
- ▶ **IGBT Modules**
- ▶ **CIB(Converter Inverter Brake) Modules**
- ▶ **Intelligent Power Modules (IPMs)**
- ▶ **Hybrid ICs**
- ▶ **Applications**
- ◀ **Preceding Page**

Guidance



- **Featured Products Technology and Trend**
- **Introduction**
- **Main Application for Power Modules**
- **General Considerations for IGBT and Intelligent Power Modules**
- **Using IGBT Modules**
- **Using F-Series IGBT Modules**
- **Using Hybrid Gate Drivers**
- **Using Intelligent Power Modules**


Main Application for Power Modules



- ▶ **Inverter**
- ▶ IGBT Modules
- ▶ Intelligent Power Modules (IPMs)

◀ **Preceding Page**

IGBT Modules



Voltage Rating

- ▶ 250V
- ▶ 600V
- ▶ 1200V
- ▶ 1400V
- ▶ 1700V
- ▶ 2500V
- ▶ 3300V
- ▶ 4500V

◀ [Preceding Page](#)

250V



CM200TU-5F

CM350DU-5F

CM400DU-5F

CM600DU-5F ($I_c(\text{rms})=350\text{A}$)

CM450HA-5F

CM600HA-5F

CM600HN-5F

600V



- ▶ **Single Power Modules**
- ▶ **Dual Power Modules**
- ▶ **4-Pack Power Modules**
- ▶ **6-Pack Power Modules**
- ▶ **Brake Power Modules**

◀ **Preceding Page**

600V Single Power Modules



F-Series

CM600HU-12F

U-Series

CM600HU-12H

H-Series

CM300HA-12H

CM400HA-12H

CM600HA-12H

600V Dual Power Modules (1 of 2)



F-Series

CM75DU-12F
CM100DU-12F
CM150DU-12F
CM200DU-12F
CM300DU-12F
CM400DU-12F

U-Series

CM75DU-12H
CM100DU-12H
CM150DU-12H
CM200DU-12H
CM300DU-12H
CM400DU-12H

[Continue to Next Page>>](#)

[◀ Preceding Page](#)

600V Dual Power Modules (2 of 2)



H-Series

CM50DY-12H

CM75DY-12H

CM100DY-12H

CM150DY-12H

CM200DY-12H

CM300DY-12H

CM400DY-12H

600V 4-Pack Power Modules

U-Series

CM75BU-12H
CM100BU-12H



600V 6-Pack Power Modules



F-Series

CM75TU-12F
CM100TU-12F
CM150TU-12F
CM200TU-12F

U-Series

CM75TU-12H
CM100TU-12H
CM150TU-12H
CM200TU-12H

H-Series

CM15TF-12H
CM20TF-12H
CM30TF-12H
CM50TF-12H
CM75TF-12H
CM100TF-12H
CM150TF-12H

[◀ Preceding Page](#)

600V Brake Power Modules



U-Series

CM75E3U-12H

CM100E3U-12H

CM150E3U-12H

CM200E3U-12H

CM300E3U-12H

F-Series

CM100E3U-12F

CM150E3U-12F

1200V



- ▶ **Single Power Modules**
- ▶ **Dual Power Modules**
- ▶ **4-Pack Power Modules**
- ▶ **6-Pack Power Modules**
- ▶ **Brake Power Modules**

◀ **Preceding Page**

1200V Single Power Modules



F-Series

CM400HU-24F
CM600HU-24F

U-Series

CM400HU-24H
CM600HU-24H

H-Series

CM200HA-24H
CM300HA-24H
CM400HA-24H
CM600HA-24H
CM800HA-24H
CM1000HA-24H

1200V Dual Power Modules (1 of 2)



F-Series

CM50DU-24F
CM75DU-24F
CM100DU-24F
CM150DU-24F
CM200DU-24F
CM300DU-24F
CM400DU-24F
CM600DU-24F

U-Series

CM50DU-24H
CM75DU-24H
CM100DU-24H
CM150DU-24H
CM200DU-24H
CM300DU-24H

[Continue to Next Page>>](#)

[◀ Preceding Page](#)

1200V Dual Power Modules (2 of 2)



H-Series

CM50DY-24H

CM75DY-24H

CM100DY-24H

CM150DY-24H

CM200DY-24H

CM300DY-24H

1200V 4-Pack Power Modules

U-Series

CM50BU-24H



1200V 6-Pack Power Modules



F-Series

CM50TU-24F
CM75TU-24F
CM100TU-24F

U-Series

CM50TU-24H
CM75TU-24H
CM100TU-24H

H-Series

CM15TF-24H
CM20TF-24H
CM30TF-24H
CM50TF-24H
CM75TF-24H
CM100TF-24H

1200V Brake Power Modules



U-Series

CM50E3U-24H

CM75E3U-24H

CM100E3U-24H

CM150E3U-24H

F-Series

CM75E3U-24F

CM100E3U-24F

CM150E3U-24F

CM200E3U-24F

1400V



- ▶ **Single Power Modules**
- ▶ **Dual Power Modules**
- ▶ **6-Pack Power Modules**

◀ **Preceding Page**

1400V Single Power Modules

H-Series

CM300HA-28H

CM400HA-28H

CM600HA-28H

CM1000HA-28H



1400V Dual Power Modules

H-Series

CM50DY-28H

CM75DY-28H

CM100DY-28H

CM150DY-28H

CM200DY-28H

CM300DY-28H



1400V 6-Pack Power Modules

H-Series

CM50TF-28H

CM75TF-28H

CM100TF-28H



1700V



- ▶ **Single Power Modules**
 - ▶ H-Series
 - ▶ HVIGBT-Series
- ▶ **Dual Power Modules**
 - ▶ KA-Series
 - ▶ HVIGBT-Series
- ▶ **6-Pack Power Modules**
 - ▶ KA-Series

◀ **Preceding Page**

1700V Single Power Modules

H-Series

CM400HA-34H



1700V Dual Power Modules

KA-Series

CM100DU-34KA

CM150DU-34KA

CM200DU-34KA

CM300DU-34KA

CM400DU-34KA



1700V 6-Pack Power Modules

KA-Series

CM50TU-34KA

CM75TU-34KA





CIB

(Converter Inverter Brake)

Modules

Voltage Rating

- ▶ **600V**
- ▶ **1200V**

◀ **Preceding Page**

600V



- ▶ **CI (Converter Inverter)**
- ▶ **CIB (Converter Inverter Brake)**

◀ **Preceding Page**

600V CI (Converter Inverter)



MD-Series

CM10MD1-12H

CM15MD1-12H

CM20MD1-12H

CM30MD1-12H

CM50MD1-12H

CM10MD3-12H

CM15MD3-12H

CM20MD3-12H

CM30MD3-12H

600V CIB (Converter Inverter Brake)



AD-Series

CM10AD00-12H

CM15AD00-12H

CM20AD00-12H

CM30AD00-12H

CM50AD00-12H

MD-Series

CM10MD-12H

CM15MD-12H

CM20MD-12H

CM30MD-12H

CM50MD-12H

1200V



- ▶ **CI (Converter Inverter)**
- ▶ **CIB (Converter Inverter Brake)**

◀ **Preceding Page**

1200V CI (Converter Inverter)

MD-Series

CM10MD1-24H



1200V CIB (Converter Inverter Brake)



AD-Series

CM10AD00-24H

CM15AD00-24H

CM25AD00-24H

MD-Series

CM10MD-24H

CM15MD-24H

CM25MD-24H

Intelligent Power Modules (IPMs)



- ▶ **General IPM**
- ▶ **ASIPM**
- ▶ **DIP-IPM**
- ▶ **Active Filter IPM**

◀ **Preceding Page**

General IPM



- ▶ 600V
- ▶ 1200V

◀ [Preceding Page](#)

600V



- ▶ **Single IPM (Intelligent Power Module)**
- ▶ **Dual IPM (Intelligent Power Module)**
- ▶ **6-Pack IPM (Intelligent Power Module)**
- ▶ **7-Pack IPM (Intelligent Power Module)**

◀ **Preceding Page**

600V Single IPM

S-Series

PM800HSA060



600V Dual IPM

V-Series

PM400DVA060
PM600DVA060

S-Series

PM200DSA060
PM300DSA060
PM400DSA060
PM600DSA060



600V 6-Pack IPM (1 of 3)



V-Series

PM100CVA060
PM150CVA060
PM200CVA060
PM300CVA060

S-Series

PM10CSJ060
PM15CSJ060
PM20CSJ060
PM30CSJ060
PM100CSA060
PM150CSA060
PM200CSA060

[Continue to Next Page>>](#)

[◀ Preceding Page](#)

600V 6-Pack IPM (2 of 3)



S-DASH Series

PM50CSD060	PM50CSE060
PM75CSD060	PM75CSE060
PM100CSD060	PM100CSE060
PM150CSD060	PM150CSE060
PM200CSD060	PM200CSE060
PM300CSD060	PM300CSE060

S-DASH Servo Series

PM50CBS060
PM75CBS060
PM100CBS060
PM150CBS060
PM200CBS060
PM300CBS060

[Continue to Next Page>>](#)

[◀ Preceding Page](#)

600V 6-Pack IPM (3 of 3)

Low Noise Series

PM10CNJ060
PM15CNJ060
PM20CNJ060
PM30CNJ060

Low Speed (For Air Conditioner)

PM15CTM060
PM15CTM060-3
PM20CTM060
PM20CTM060-3
PM30CTJ060
PM30CTJ060-3
PM50CTJ060-3
PM50CTK060
PM75CTK060



600V 7-Pack IPM



V-Series

PM75RVA060

S-Series

PM15RSF060

PM75RSK060

PM30RSF060

PM100RSA060

PM50RSA060

PM150RSA060

PM50RSK060

PM200RSA060

PM75RSA060

S-DASH Series

PM50RSD060

PM50RSE060

PM75RSD060

PM75RSE060

PM100RSD060

PM100RSE060

PM150RSD060

PM150RSE060

PM200RSD060

PM200RSE060

PM300RSD060

PM300RSE060

1200V



- ▶ **Single IPM (Intelligent Power Module)**
- ▶ **Dual IPM (Intelligent Power Module)**
- ▶ **6-Pack IPM (Intelligent Power Module)**
- ▶ **7-Pack IPM (Intelligent Power Module)**

◀ **Preceding Page**

1200V Single IPM

S-Series

PM400HSA120

PM600HSA120

PM800HSA120



1200V Dual IPM

V-Series

PM200DVA120

PM300DVA120

S-Series

PM75DSA120

PM100DSA120

PM150DSA120

PM200DSA120

PM300DSA120



1200V 6-Pack IPM (1 of 2)



V-Series

PM75CVA120
PM100CVA120
PM150CVA120

S-Series

PM10CZF120
PM15CZF120
PM75CSA120
PM100CSA120

S-DASH Series

PM50CSD120	PM50CSE120
PM75CSD120	PM75CSE120
PM100CSD120	PM100CSE120
PM150CSD120	PM150CSE120

[Continue to Next Page>>](#)

[◀ Preceding Page](#)

1200V 6-Pack IPM (2 of 2)

S-DASH Servo Series

PM25CBS120

PM50CBS120

PM75CBS120

PM100CBS120

PM150CBS120



1200V 7-Pack IPM



V-Series

PM50RVA120

S-Series

PM10RSH120

PM15RSH120

PM25RSB120

PM25RSK120

PM50RSA120

S-DASH Series

PM50RSD120

PM50RSE120

PM75RSD120

PM75RSE120

PM100RSD120

PM100RSE120

PM150RSD120

PM150RSE120

[◀ Preceding Page](#)

ASIPM



▶ **Guidance**

▶ **600V**

▶ **1200V**

◀ **Preceding Page**

Guidance



- **ASIPM PS1103X Series**
- **PS1103X Internal Functions and Package Outlines**
- **Electrical Characteristics**
- **Control Functions of PS1103X**
- **Description of PS1103X Terminals and Related Guidelines**
- **Application Guidelines**

600V



Ver.1

PS11011

PS11012

PS11013

PS11014

PS11015

PS11016

PS11017

Ver.3

PS11032

PS11033

PS11034

PS11035

PS11036

PS11037

1200V



Ver.1

PS12012-A
PS12013-A
PS12014-A
PS12015-A
PS12017-A
PS12018-A

Ver.3

PS12032
PS12033
PS12034
PS12036
PS12038

DIP-IPM



- ▶ **Guidance (DIP-IPM)**
- ▶ **DIP-IPM**
- ▶ **Guidance (Miniature DIP-IPM)**
- ▶ **Miniature DIP-IPM**

◀ **Preceding Page**

Guidance (DIP-IPM)



- Chapter 1 DIP-IPM Product Outlines
- Chapter 2 Electrical Characteristics
- Chapter 3 Package
- Chapter 4 Applications
- Chapter 5 Additional Guidelines

DIP-IPM



Ver.2 E-Series

(Isolation Voltage 1500Vrms class)

PS21244-E

PS21254-E

PS21245-E

PS21255-E

PS21246-E

(Isolation Voltage 2500Vrms class)

PS21444-E

PS21454-E

PS21445-E

PS21455-E

Guidance (Miniature DIP-IPM)



- Chapter 1 DIP-IPM Product Outlines
- Chapter 2 Electrical Characteristics
- Chapter 3 Package
- Chapter 4 Applications
- Chapter 5 Additional Guidelines

Miniature DIP-IPM (1 of 2)



Ver.2 G-Series

(Isolation Voltage 1500Vrms class)

PS20341-G

PS20351-G

PS21342-G

PS21352-G

PS21343-G

PS21353-G

(Isolation Voltage 2500Vrms class)

PS21542-G

PS21552-G

PS21543-G

PS21553-G

[Continue to Next Page>>](#)

[◀ Preceding Page](#)

Miniature DIP-IPM (2 of 2)



Ver.2 N-Series

(Isolation Voltage 1500Vrms class)

PS20341-N

PS20351-N

PS21342-N

PS21352-N

PS21343-N

PS21353-N

(Isolation Voltage 2500Vrms class)

PS21542-N

PS21552-N

PS21543-N

PS21553-N

Active Filter IPM



- ▶ **Guidance**
- ▶ **A/F IPM**

◀ **Preceding Page**

Guidance



- **Chapter 1 How to Use Active Filter IPM**
- **Chapter 2 Operating Waveform**
- **Chapter 3 Characteristics**
- **Chapter 4 Protection Feature**
- **Chapter 5 Fault Signal (Fo) Output Conditions and Timing**
- **Chapter 6 Precautions**

A/F IPM



PM52AUBW060

Hybrid ICs



- ▶ **Driver for Power Modules**
- ▶ **Power Supply for Power Modules**

◀ **Preceding Page**

Driver for Power Modules



For Transistor Modules

M57915L

M57916L

M57917L

M57951L

M57955L

M57925L

M57950L

For IGBT Modules

M57957L

M57958L

M57959L

M57962L

M57160AL-01

M57161L-01

M57175L-01

Power Supply for Power Modules



For IGBT Modules

M57145L-01

M57115L-01

M57116L-01

For IPM

M57184N-715

M57146U-01

M57147AU-01

M57120L-01

M57140-01

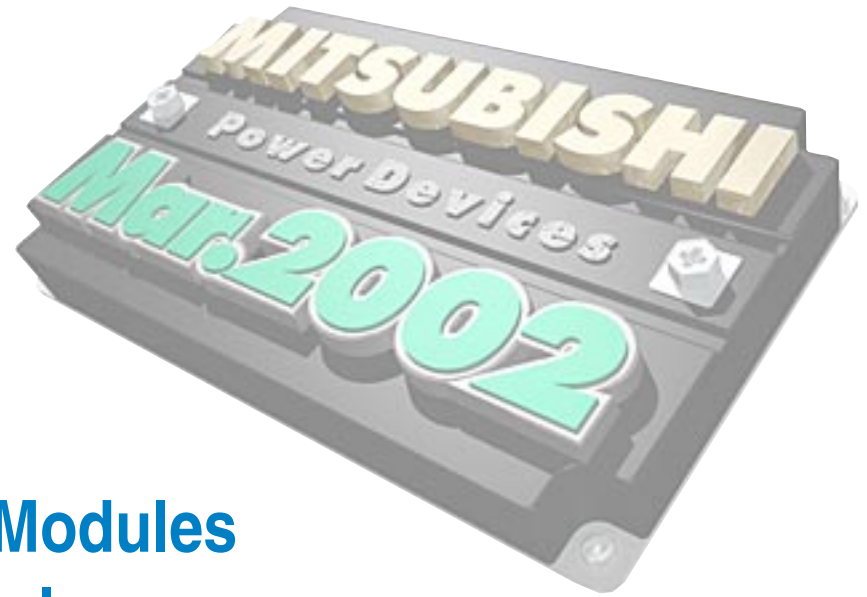
Power Modules BIPOLAR



- ▶ **Guidance**
- ▶ **Transistor Modules**
- ▶ **Thyristor Modules**
- ▶ **Diode Modules**

◀ **Preceding Page**

Guidance



- **How to Name of Mitsubishi Power Modules**
- **Structure of Mitsubishi Power Modules**
- **Power Module Applications**
- **Basic Circuit Example of Main Power Module Applications**
- **Application of Power Modules to AC Motor Controllers**
- **Symbology**
- **Measurement Circuit & Wave Forms**
- **How to use Transistor Modules**

Transistor Modules



Voltage Rating

- ▶ **350V**
- ▶ **600V**
- ▶ **1000V**
- ▶ **1200V**
- ▶ **1600V**

◀ **Preceding Page**

350V Single Power Modules



QM100HC-M

QM300HC-M

QM600HD-M

600V



- ▶ **Single Power Modules**
- ▶ **Dual Power Modules**
- ▶ **6-Pack Power Modules**

◀ **Preceding Page**

600V Single Power Modules



1 in 1

QM10HA-HB

QM100HY-H

QM15HA-H

QM150HY-H

QM30HA-H

QM200HA-HK

QM50HA-H

QM400HA-H

QM75HA-H

QM500HA-H

600V Dual Power Modules



DOUBLE ARMS (Series)

QM15DX-H
QM20DX-H
QM30DY-H
QM50DY-H

QM75DY-H
QM100DY-HK
QM150DY-HK

600V 6-Pack Power Modules



QM30TF-HB

QM30TX-H

QM50TX-H

QM75TF-HB

QM75TX-H

QM100TX1-H

1000V



- ▶ **Single Power Modules**
- ▶ **Dual Power Modules**
- ▶ **6-Pack Power Modules**

◀ **Preceding Page**

1000V Single Power Modules

1 in 1

QM10HB-2H

QM30HY-2H

QM50HY-2H

QM100HY-2H

QM150HY-2H

QM200HA-2H

QM300HA-2H

QM400HA-2H



1000V Dual Power Modules



QM30DY-2H

QM50DY-2H

QM75DY-2H

QM100DY-2HK

QM150DY-2HK

QM200DY-2H

QM300DY-2H

1000V 6-Pack Power Modules

QM50TB-2H



1200V



▶ **Dual Power Modules**

◀ **Preceding Page**

1200V Dual Power Modules



QM75DY-24

QM100DY-24K

QM200DY-24

QM300DY-24

1600V Single Power Modules

QM30HC-2H



Thyristor Modules



Voltage Rating

- ▶ 300V
- ▶ 400V
- ▶ 800V
- ▶ 1200V
- ▶ 1600V

◀ [Preceding Page](#)

300V



Anode Common, 3 in 1

TM60SA-6

TM90SA-6

TM150SA-6

400V (1 of 2)



Anode Common, 3 in 1

TM60SZ-M
TM100SZ-M

2 in 1

TM20DA-M,-H
TM25DZ/CZ-M,-H
TM55DZ/CZ-M,-H
TM90DZ/CZ-M,-H
TM130DZ/CZ/PZ-M,-H
TM200DZ/CZ/PZ-M,-H,-24,-2H
TM400DZ/CZ/PZ/UZ-M,-H,-24,-2H

1 in 1

TM400HA-M,-H,-24,-2H

[Continue to Next Page>>](#)

[◀ Preceding Page](#)

400V (2 of 2)



Combination, 1 in 1

TM20RA-M,-H

TM25RZ/EZ-M,-H

TM55RZ/EZ-M,-H

TM90RZ/EZ-M,-H

TM130RZ/EZ/GZ-M,-H

TM200RZ/EZ/GZ-M,-H,-24,-2H

Combination, 3Ø Bridge

TM10T3B-M,-H

800V (1 of 2)



2 in 1

TM20DA-M,-H

TM25DZ/CZ-M,-H

TM55DZ/CZ-M,-H

TM90DZ/CZ-M,-H

TM130DZ/CZ/PZ-M,-H

TM200DZ/CZ/PZ-M,-H,-24,-2H

TM400DZ/CZ/PZ/UZ-M,-H,-24,-2H

1 in 1

TM400HA-M,-H,-24,-2H

[Continue to Next Page>>](#)

[◀ Preceding Page](#)

800V (2 of 2)



Combination, 1 in 1

TM20RA-M,-H

TM25RZ/EZ-M,-H

TM55RZ/EZ-M,-H

TM90RZ/EZ-M,-H

TM130RZ/EZ/GZ-M,-H

TM200RZ/EZ/GZ-M,-H,-24,-2H

Combination, 3Ø Bridge

TM10T3B-M,-H

1200V (1 of 2)



2 in 1

TM25DZ/CZ-24,-2H

TM55DZ/CZ-24,-2H

TM90DZ/CZ-24,-2H

TM130DZ/CZ/PZ-24,-2H

TM200DZ/CZ/PZ-M,-H,-24,-2H

TM400DZ/CZ/PZ/UZ-M,-H,-24,-2H

1 in 1

TM400HA-M,-H,-24,-2H

[Continue to Next Page>>](#)

[◀ Preceding Page](#)

1200V (2 of 2)



Combination, 1 in 1

TM25RZ/EZ-24,-2H

TM55RZ/EZ-24,-2H

TM90RZ/EZ-24,-2H

TM130RZ/EZ/GZ-24,-2H

TM200RZ/EZ/GZ-M,-H,-24,-2H

1600V (1 of 2)



2 in 1

TM25DZ/CZ-24,-2H

TM55DZ/CZ-24,-2H

TM90DZ/CZ-24,-2H

TM130DZ/CZ/PZ-24,-2H

TM200DZ/CZ/PZ-M,-H,-24,-2H

TM400DZ/CZ/PZ/UZ-M,-H,-24,-2H

1 in 1

TM400HA-M,-H,-24,-2H

[Continue to Next Page>>](#)

[◀ Preceding Page](#)

1600V (2 of 2)



Combination, 1 in 1

TM25RZ/EZ-24,-2H

TM55RZ/EZ-24,-2H

TM90RZ/EZ-24,-2H

TM130RZ/EZ/GZ-24,-2H

TM200RZ/EZ/GZ-M,-H,-24,-2H

DIODE Modules



Voltage Rating

- ▶ **RECTIFIER DIODE Modules**
- ▶ **FAST RECOVERY DIODE Modules**
- ▶ **RECTIFIER DIODE Modules for ASIPM**

◀ **Preceding Page**

RECTIFIER DIODE Modules



Voltage Rating

- ▶ **400V**
- ▶ **800V**
- ▶ **1200V**
- ▶ **1600V**
- ▶ **2000V**

◀ **Preceding Page**

400V (1 of 2)



3Ø Bridge

RM10TA-M,-H
RM30TA-M,-H
RM50TC-M,-H,-24,-2H

2 in 1

RM30DZ/CZ-M,-H
RM60DZ/CZ-M,-H
RM100DZ/CZ-M,-H
RM150DZ/CZ/UZ-M,-H,-24,-2H
RM250DZ/CZ/UZ-M,-H,-24,-2H
RM500DZ/UZ-M,-H,-24,-2H

[Continue to Next Page>>](#)

[◀ Preceding Page](#)

400V (2 of 2)

1 in 1

RM500HA-M,-H,-24,-2H



800V (1 of 2)



3Ø Bridge

RM10TA-M,-H

RM15TA,-H

RM20TPM,-H

RM30TA-M,-H

RM30TB,-H

RM30TPM,-H

RM50TC-M,-H,-24,-2H

RM75TC-M,-H,-24,-2H

RM75TPM,-H,-2H

2 in 1

RM30DZ/CZ-M,-H

RM60DZ/CZ-M,-H

RM100DZ/CZ-M,-H

RM150DZ/CZ/UZ-M,-H,-24,-2H

RM250DZ/CZ/UZ-M,-H,-24,-2H

RM500DZ/UZ-M,-H,-24,-2H

[Continue to Next Page>>](#)

[◀ Preceding Page](#)

800V (2 of 2)

1 in 1

RM500HA-M,-H,-24,-2H



1200V (1 of 2)



3Ø Bridge

RM10TA-24,-2H

RM15TA-24,-2H

RM20TA-24,-2H

RM20TPM-24,-2H

RM30TC-24,-2H

RM50TC-M,-H,-24,-2H

RM75TC-M,-H,-24,-2H

2 in 1

RM30DZ/CZ-24,-2H

RM60DZ/CZ-24,-2H

RM100DZ/CZ-24,-2H

RM150DZ/CZ/UZ-M,-H,-24,-2H

RM250DZ/CZ/UZ-M,-H,-24,-2H

RM500DZ/UZ-M,-H,-24,-2H

[Continue to Next Page>>](#)

[◀ Preceding Page](#)

1200V (2 of 2)

1 in 1

RM500HA-M,-H,-24,-2H



1600V (1 of 2)



3Ø Bridge

RM10TA-24,-2H

RM15TA-24,-2H

RM20TA-24,-2H

RM20TPM-24,-2H

RM30TC-24,-2H

RM50TC-M,-H,-24,-2H

RM75TC-M,-H,-24,-2H

RM75TPM,-H,-2H

2 in 1

RM30DZ/CZ-24,-2H

RM60DZ/CZ-24,-2H

RM100DZ/CZ-24,-2H

RM150DZ/CZ/UZ-M,-H,-24,-2H

RM250DZ/CZ/UZ-M,-H,-24,-2H

RM500DZ/UZ-M,-H,-24,-2H

[Continue to Next Page>>](#)

[◀ Preceding Page](#)

1600V (2 of 2)

1 in 1

RM500HA-M,-H,-24,-2H



2000V



3Ø Bridge

RM15TC-40
RM30TC-40

2 in 1

RM50D2Z-40
RM100D2Z-40


FAST RECOVERY DIODE Modules



- ▶ **F Series FAST RECOVERY DIODE Modules** (for Bipolar speed switching)
- ▶ **S Series FAST RECOVERY DIODE Modules** (for IGBT speed switching)
- ▶ **For Welder FAST RECOVERY DIODE Modules**

◀ **Preceding Page**

F Series FAST RECOVERY DIODE Modules (for Bipolar speed switching)



Voltage Rating

- ▶ **600V**
- ▶ **1000V**
- ▶ **1200V**

◀ **Preceding Page**

600V



RM20HA-XXF

RM50HA-XXF

RM100HA-XXF

RM20DA/CA/C1A-XXF

RM50DA/CA/C1A-XXF

RM100CA/C1A-XXF

1000V



RM20HA-XXF

RM50HA-XXF

RM100HA-XXF

RM200HA-20F,-24F

RM20DA/CA/C1A-XXF

RM50DA/CA/C1A-XXF

RM100CA/C1A-XXF


RM200DA-20F,-24F

1200V



RM20HA-XXF
RM50HA-XXF
RM100HA-XXF
RM200HA-20F,-24F
RM300HA-24F
RM20DA/CA/C1A-XXF
RM50DA/CA/C1A-XXF
RM100CA/C1A-XXF
RM200DA-20F,-24F
RM20DA/CA/C1A-XXS

S Series FAST RECOVERY DIODE Modules (for IGBT speed switching)



Voltage Rating

- ▶ **300V**
- ▶ **600V**
- ▶ **1000V**
- ▶ **1200V**
- ▶ **1700V**
- ▶ **3300V**

◀ **Preceding Page**

300V



RM20DA/CA/C1A-XXS
RM50DA/CA/C1A-XXS

600V



RM50HG-12S

RM20DA/CA/C1A-XXS

RM50DA/CA/C1A-XXS

1000V



RM50DA/CA/C1A-XXS

1200V



RM25HG-24S
RM400HA-24S

1700V



RM35HG-34S
RM400HV-34S

For Welder DIODE Modules



RM300CA-9W

RM60SZ-6S,-6R

RM100SZ-6S,-6R

RECTIFIER DIODE Modules for ASIPM



Voltage Rating

- ▶ **800V**
- ▶ **1600V**

◀ **Preceding Page**

800V



RM10TN-H
RM20TN-H

1600V



RM10TN-2H
RM25TN-2H