

FD1000FX-90

HIGH POWER, HIGH FREQUENCY,
PRESS PACK TYPE

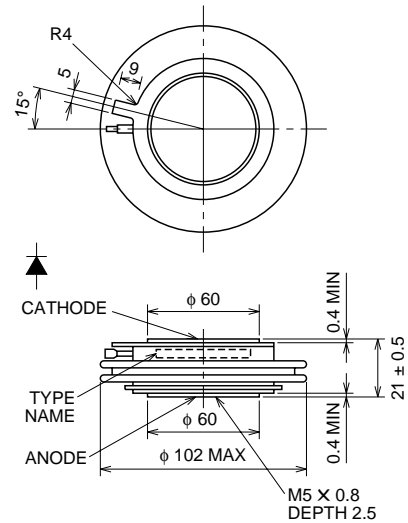
FD1000FX-90



- IF(AV) Average forward current 800A
- VRRM Repetitive peak reverse voltage 4500V
- QRR Reverse recovery charge 2000 μ C
- Press pack type

OUTLINE DRAWING

Dimensions in mm



APPLICATION

High-power inverters, Fly-wheel diodes in DC choppers, Power supplies as high frequency rectifiers

MAXIMUM RATINGS

Symbol	Parameter	Voltage class		Unit
		90		
VRRM	Repetitive peak reverse voltage	4500		V
VRSM	Non-repetitive peak reverse voltage	4500		V
VR(DC)	DC reverse voltage	3600		V
VLTD5	Long term DC stability	3000		V

Symbol	Parameter	Conditions	Ratings	Unit
IF(RMS)	RMS forward current		1250	A
IF(AV)	Average forward current	f = 60Hz, sine wave $\theta = 180^\circ$, $T_f = 77^\circ\text{C}$	800	A
IFSM	Surge forward current	One half cycle at 60Hz, non-repetitive	20	kA
I ² t	Current-squared, time integration	One cycle at 60Hz	1.7 X 10 ⁶	A ² s
T _j	Junction temperature		-40 ~ +125	°C
T _{stg}	Storage temperature		-40 ~ +150	°C
—	Mounting force required	Recommended value 39	26.5 ~ 43.0	kN
—	Weight	Standard value	700	g

ELECTRICAL CHARACTERISTICS

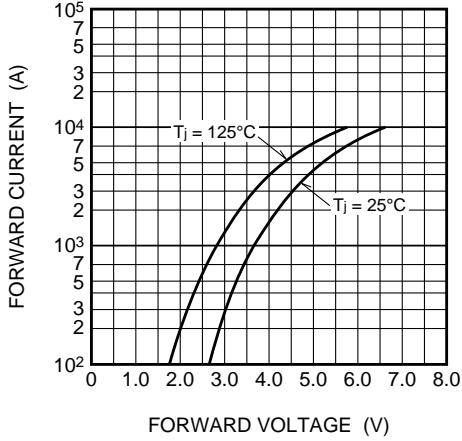
Symbol	Parameter	Test conditions	Limits			Unit
			Min	Typ	Max	
IRRM	Repetitive peak reverse current	T _j = 125°C, VRRM Applied	—	—	150	mA
VFM	Forward voltage	T _j = 125°C, IFM = 2500A, Instantaneous measurement	—	—	3.5	V
QRR	Reverse recovery charge	IFM = 800A, diF/dt = -30A/ μ s, VR = 150V, T _j = 125°C	—	—	2000	μ C
R _{th(j-f)}	Thermal resistance	Junction to fin	—	—	0.017	°C/W

FD1000FX-90

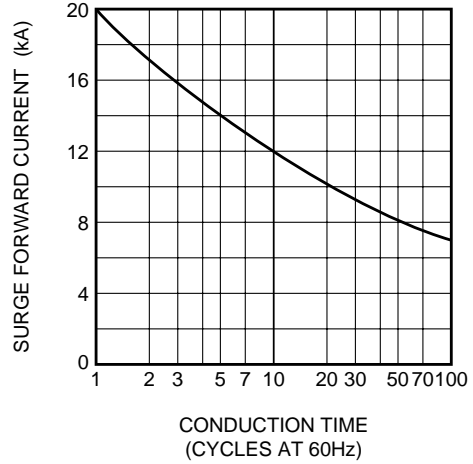
HIGH POWER, HIGH FREQUENCY,
PRESS PACK TYPE

PERFORMANCE CURVES

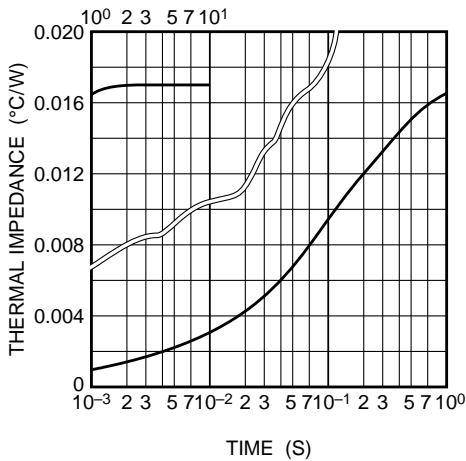
MAXIMUM FORWARD CHARACTERISTICS



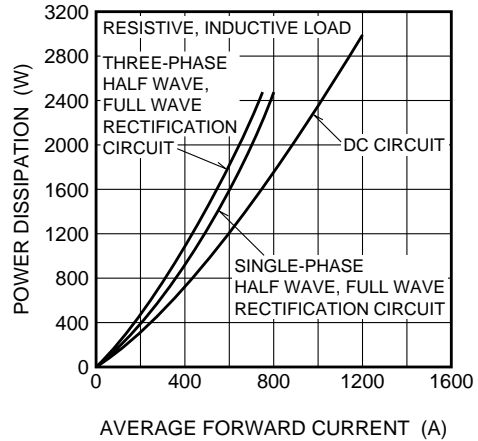
RATED SURGE FORWARD CURRENT



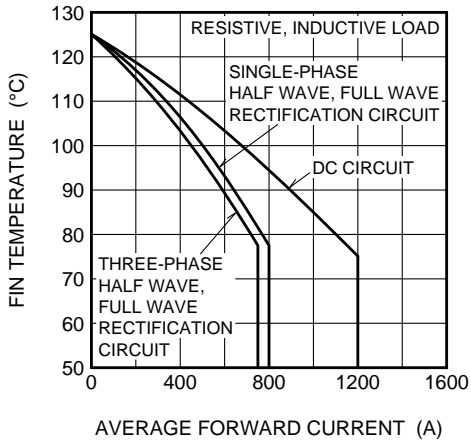
MAXIMUM THERMAL IMPEDANCE CHARACTERISTIC (JUNCTION TO FIN)



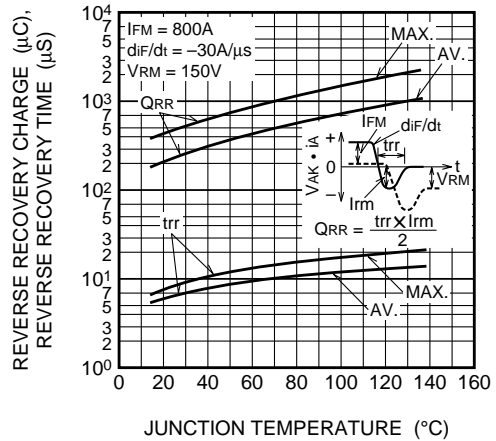
MAXIMUM POWER DISSIPATION CHARACTERISTICS



ALLOWABLE FIN TEMPERATURE VS. AVERAGE FORWARD CURRENT



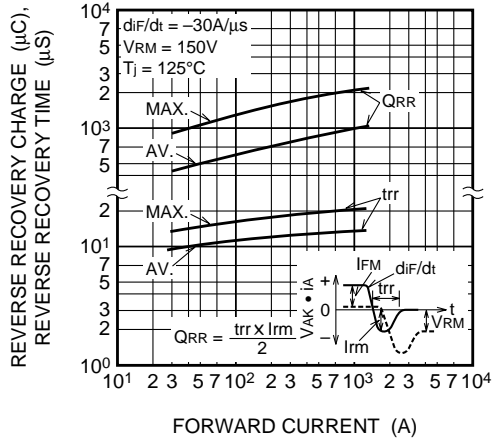
REVERSE RECOVERY CHARGE, REVERSE RECOVERY TIME VS. JUNCTION TEMPERATURE



FD1000FX-90

HIGH POWER, HIGH FREQUENCY,
PRESS PACK TYPE

**REVERSE RECOVERY CHARGE,
REVERSE RECOVERY TIME VS.
FORWARD CURRENT**



**REVERSE RECOVERY CHARGE,
REVERSE RECOVERY TIME VS. RATE
OF DECREASE OF REVERSE CURRENT**

