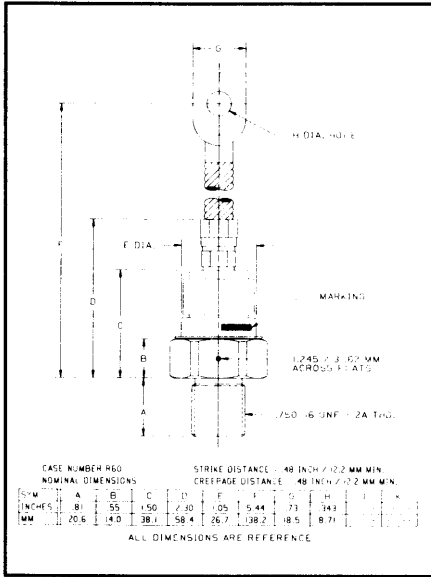


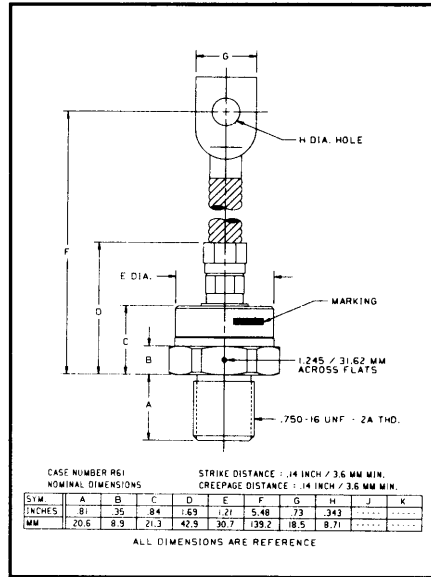


Powerex, Inc., 200 Hillis Street, Youngwood, Pennsylvania 15697-1800 (412) 925-7272
Powerex, Europe, S.A. 428 Avenue G. Durand, BP107, 72003 Le Mans, France (43) 41.14.14

**General Purpose
Rectifier**
160 Amperes Average
1600 Volts



IN3260, R - IN3276, R (Outline Drawing)



IN3260, R - IN3276, R
General Purpose Rectifier
160 Amperes Average,
1600 Volts

Ordering Information:

Select the complete six digit part number you desire from the table, i.e. IN3276 is a 1600 Volt, 160 Ampere General Purpose Rectifier.

Type	Voltage	Current
	V _{DRM} /V _{RRM} (Volts)	I _{F(av)} (A)
IN3260	50	160
IN3261	100	
IN3262	150	
IN3263	200	
IN3264	250	
IN3265	300	
IN3266	350	
IN3267	400	
IN3268	500	
IN3269	600	
IN3270	700	
IN3271	800	
IN3272	900	
IN3273	1000	
IN3274	1200	
IN3275	1400	

Features:

- Standard and Reverse Polarities with Color Coded Seals
- High Surge Current Ratings
- Electrical Selection for Parallel and Series Operation
- Compression Bonded Encapsulation

Applications:

- Welders
- Battery Chargers
- Electrochemical Refining
- Metal Reduction
- General Industrial High Current Rectification

Powerex, Inc., 200 Hillis Street, Youngwood, Pennsylvania 15697-1800 (412) 925-7272
Powerex, Europe, S.A. 428 Avenue G. Durand, BP107, 72003 Le Mans, France (43) 41.14.14

IN3260,R - IN3276,R
General Purpose Rectifier
160 Ampere Average, 1600 Volts

Absolute Maximum Ratings

Characteristics	Symbol	IN3260,R - IN3276,R	Units
RMS Forward Current	$I_{F(rms)}$	250	Amperes
Maximum Average Forward Current	$I_{F(av)}$	160	Amperes
One-half Cycle Surge Current (at 60Hz Under Load)	I_{FSM}	2000	Amperes
I^2t (for Fusing), (at 60Hz Half-wave)	I^2t	16700	A ² sec
Storage Temperature	T_{stg}	-65 to +190	°C
Operating Temperature	T_j	-65 to +175	°C
Mounting Torque (Lubricated)		360	in-lb



Powerex, Inc., 200 Hillis Street, Youngwood, Pennsylvania 15697-1800 (412) 925-7272
 Powerex, Europe, S.A. 428 Avenue G. Durand, BP107, 72003 Le Mans, France (43) 41.14.14

IN3260,R - IN3276,R
 General Purpose Rectifier
 160 Ampere Average, 1600 Volts

Electrical and Thermal Characteristics

Characteristics	Symbol	IN3260	IN3261	IN3262	IN3263	IN3264	IN3265	IN3266	IN3267	IN3268	Units
Current - Conducting State Maximums, $T_j = 200^\circ\text{C}$											
Max. Reverse Current at Rated V_{RRM} 160A Avg. Forward Current, $T_j = 190^\circ\text{C}$	$I_{R(av)}$	12 (All Types)									mA
Voltage - Blocking State Maximums											
Repetitive Peak Reverse Voltage	V_{RRM}	50	100	150	200	250	300	350	400	500	Volts
Non-rep. Trans. Peak Rev. Voltage	V_{RSM}	100	200	250	300	350	400	450	525	650	Volts
Max. Allowable d-c Blocking Voltage	V_R	40	80	120	160	200	240	280	320	400	Volts
Thermal											
Maximum Resistance, Junction to Case	$R_{\theta(j-c)}$	0.30 (All Types)									$^\circ\text{C/Watt}$
Maximum Resistance, Case to Sink (Lubricated)	$R_{\theta(c-s)}$	0.15 (All Types)									$^\circ\text{C/Watt}$

Electrical and Thermal Characteristics

Characteristics	Symbol	IN4569	IN3270	IN3271	IN3272	IN3273	IN3274*	IN3275*	IN3276*	Units	
Current - Conducting State Maximums, $T_j = 200^\circ\text{C}$											
Max. Reverse Current at Rated V_{RRM} 160A Avg. Forward Current, $T_j = 190^\circ\text{C}$	$I_{R(av)}$	12 (All Types)									mA
Voltage - Blocking State Maximums											
Repetitive Peak Reverse Voltage	V_{RRM}	600	700	800	900	1000	1200	1400	1600	Volts	
Non-rep. Trans. Peak Rev. Voltage	V_{RSM}	800	925	1050	1175	1300	1600	1800	2000	Volts	
Max. Allowable d-c Blocking Voltage	V_R	480	560	640	720	800	960	1120	1280	Volts	
Thermal											
Maximum Resistance, Junction to Case	$R_{\theta(j-c)}$	0.30 (All Types)									$^\circ\text{C/Watt}$
Maximum Resistance, Case to Sink (Lubricated)	$R_{\theta(c-s)}$	0.15 (All Types)									$^\circ\text{C/Watt}$

*Ceramic Seal Supplied

Powerex, Inc., 200 Hillis Street, Youngwood, Pennsylvania 15697-1800 (412) 925-7272
 Powerex, Europe, S.A. 428 Avenue G. Durand, BP107, 72003 Le Mans, France (43) 41.14.14

IN3260,R - IN3276,R
General Purpose Rectifier
 160 Ampere Average, 1600 Volts

Electrical Characteristics



Figure 1. Forward current vs. forward voltage.



Figure 2. Maximum allowable surge current at rated load conditions.



Figure 3. Power dissipation vs. average forward current.



Figure 4. Forward current vs. case temperature.

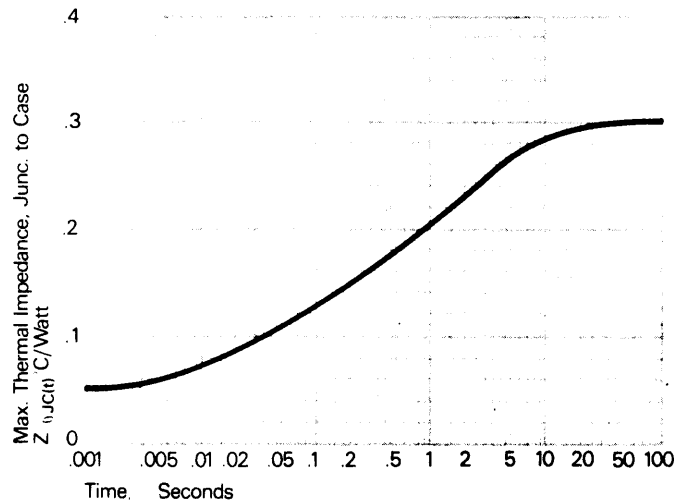


Figure 5. Transient thermal impedance versus time.